

“ “ “ “

“ ”

2010

SH 600058 1997 5 28

39

2010 12 31

10.72

670,604,922

62.56%

1997 21.74 2010 1315

1997 11.31 2010 43

20.95

1

1: " "

	2007	2008	2009
	23.15%	56.77%	295.69%
	24.61%	24.62%	25.99%

WIND

" 180"

50

300

2007 100 Fab50

2008

2009 2009

18

2010

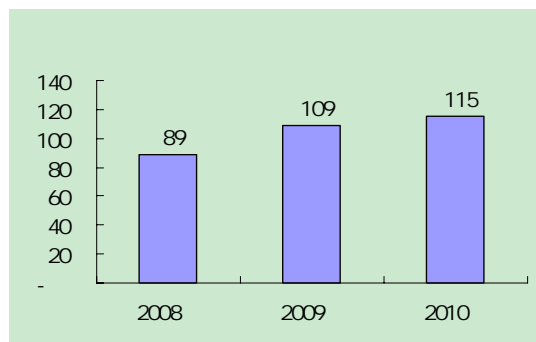
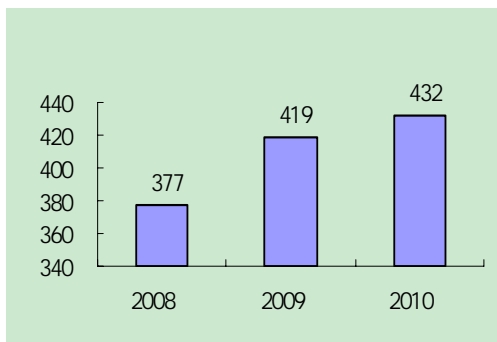
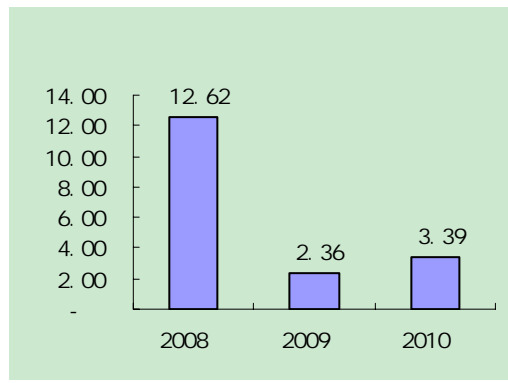
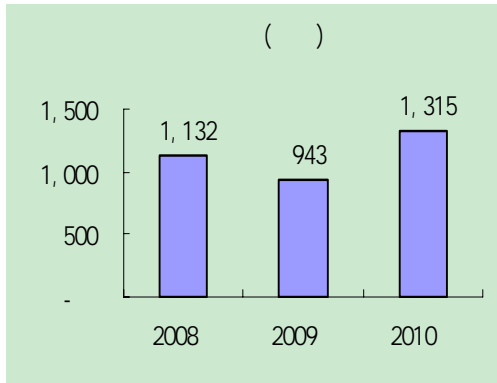
2010

1315

39.4% 3.39 43.5%

432 3.1% 115

5. 5%



1 2008-2010

2010

2 11

11.76

A

2010

6

5A

2010

"

"

"

"

/

"

"

2010

" "

" "

" "

2010

2010 12 20

2010

"

"

2010

"

"

"

"

2010 11

“

”

2010

HSE

2010

“

”

“

”

28
98%

200

100%

"

"

" "

"

"

" " " "

1

500- 700 2010 1700

20

203

160800kwh/t(2400t) 0. 192t/h,

7. 87 410

4099

"

"

2010

100%

100%

2010

2010

200

48060

2 3:

2

	1458	45.33
	40017	90.75
	3595	22.98
	52	0
	7	4
	625	2.52
	2306	27.25
	48060	192.83

3

	138	21.51
	1265	24.27
	3990	46.71
	1253	24.27
	41414	76.07
	48060	192.83

'

"

"

"

"

2010

"

"

'

2010

"

"

"

" "

"

"

"

"

"

"

"

125 000

80

"

"

-

"

"

5

2010

2007

2010

30

"

"

"

"

2010

8

2011

"

"